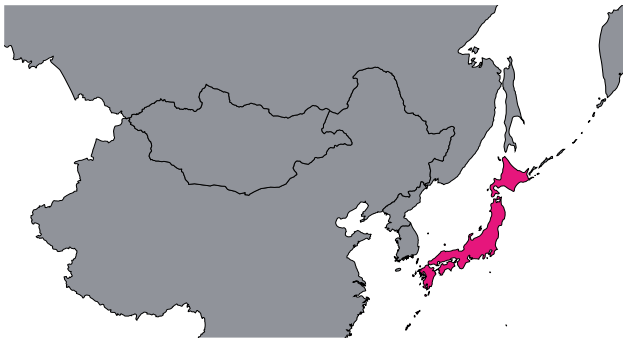


WECONNECT INTERNATIONAL ACTIVITY IN JAPAN

July 2019 - June 2020



60
women-owned businesses
(registered or certified)

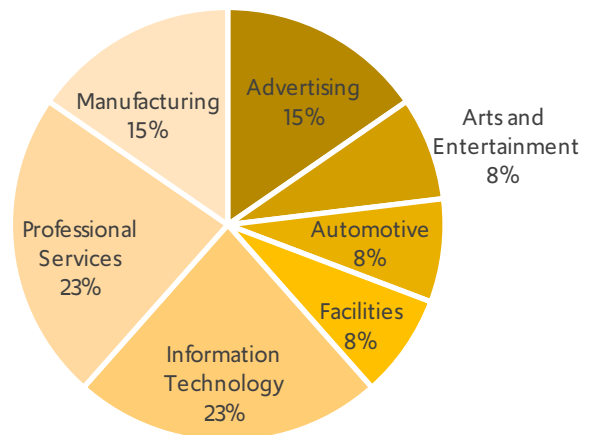
120
Trained women business owners in the skills and knowledge necessary to grow their business

605
Facilitated connections between women business owners and corporate buyers

376
Facilitated connections between women business owners

INDUSTRY BREAKDOWN

By WEConnect International's certified Japanese women-owned businesses



KEY ECONOMIC DATA - JAPAN

GDP (BILLION USD)



GDP PER CAPITA (PPP)

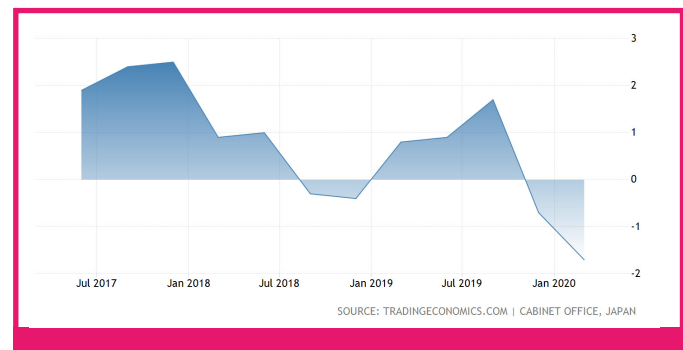
\$43,236

29TH

Worldwide ranking of GDP per capita

The economy of Japan is the 3rd largest in the world measured by nominal GDP and 4th largest by purchasing power parity (PPP).

GDP GROWTH RATE (%)



29TH

in worldwide Ease of Doing Business ranking

- Japan is home to 26 billionaires as of 2020 - this marks Japan as the 14th largest country by billionaire population
- Japan's major stock exchange, the Tokyo Stock Exchange, had a market capitalization of \$5.6 trillion as of 2020

TOP EXPORTS

- Cars and vehicle parts
- Integrated circuits
- Machinery
- Gold

LABOR FORCE

- 68 million**
- Agriculture: 3.4%
 - Industry: 24.3%
 - Services: 72.3%

TOP INDUSTRIES

- Motor vehicles
- Electronic equipment
- machinery
- Steel and metals

The mandatory minimum wage in Japan ranges from 790-1,013 Japanese yen per hour, or \$7.25-\$9.27 USD set on a prefectural and industry basis.

PRACTICAL INFORMATION ON DOING BUSINESS IN JAPAN

JAPAN'S WORLDWIDE RANKING (OUT OF 190 ECONOMIES) IN...

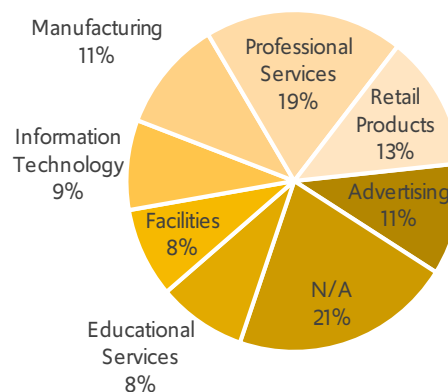
- Starting a business: #106
- Dealing with construction permits: #18
- Getting electricity: #14
- Registering property: #43
- Getting credit: #94
- Protecting minority investors: #57
- Paying taxes: #51
- Trading across borders: #57
- Enforcing contracts: #50
- Resolving insolvency: #3

KEY INFORMATION ON JAPANESE WOMEN IN BUSINESS

- Female labor participation: 72%
- Female-to-male ratio for entrepreneurial activity: 0.6
- Female entrepreneurial activity out of necessity (indicating no other options are available): 18.9%
- Female entrepreneurial activity out of opportunity (indicating a growth-oriented mindset): 78.4%
- 4.1% of all Japanese women entrepreneurs have a post-secondary education level or higher

INDUSTRY BREAKDOWN

Percentage of women-owned businesses per industry in Japan



WOMEN, BUSINESS AND THE LAW: KEY INDICATOR SCORES

Scores are determined by criteria defined by the World Bank regarding whether a country's legal framework prevents women from accessing certain rights, opportunities or protections. A perfect score is 100, indicating that women are not legally discriminated against and have the same rights and opportunities as men.

WORKPLACE	analyzes laws affecting women's decisions to work	50
PAY	measures laws and regulations affecting women's pay	50
ENTREPRENEURSHIP	analyzes constraints on women's starting and running businesses	75
ASSETS	considers gender differences in property and inheritance	100
OVERALL WOMEN, BUSINESS AND THE LAW SCORE 2020		81.9