

WECONNECT INTERNATIONAL ACTIVITY IN AUSTRALIA

July 2019 - June 2020



192

women-owned businesses
(registered or certified)

4,146

Trained women business owners in the skills and knowledge necessary to grow their business

789

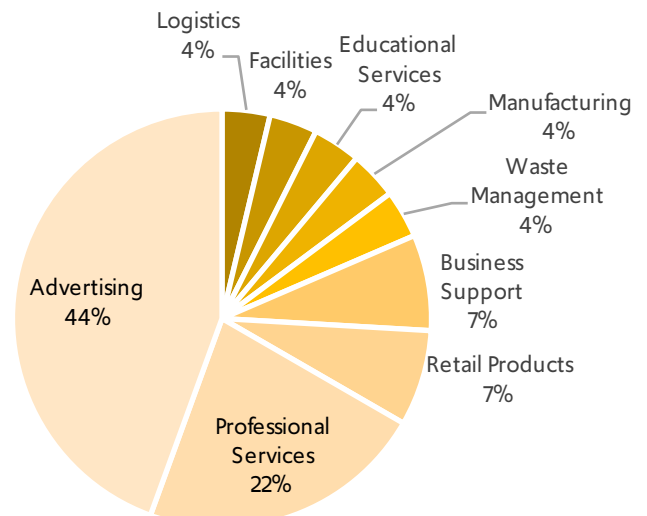
Facilitated connections between women business owners and corporate buyers

7,650

Facilitated connections between women business owners

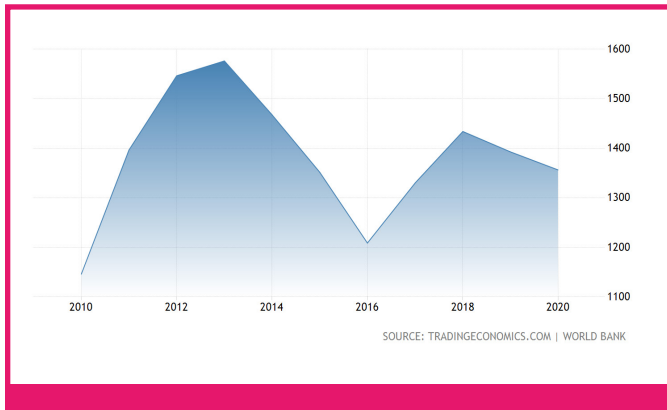
INDUSTRY BREAKDOWN

By WEConnect International's certified Australian women-owned businesses



KEY ECONOMIC DATA - AUSTRALIA

GDP (BILLION USD)



GDP PER CAPITA (PPP)

\$49,756

18TH

Worldwide ranking of GDP per capita

The economy of Australia is the 14th largest in the world measured by nominal GDP and 18th largest by purchasing power parity (PPP).

GDP GROWTH RATE (%)



14TH

in worldwide Ease of Doing Business ranking

- Australia is home to 31 billionaires as of 2020 - this marks Australia as the 12th largest country by billionaire population
- Australia's major stock exchange, the Australian Securities Exchange, had a market capitalization of \$1.52 trillion as of 2020

TOP EXPORTS

- Coal
- Iron
- Petroleum gas
- Gold

LABOR FORCE

- 12.3 million**
- Agriculture: 2.5%
 - Industry: 24.1%
 - Services: 66.6%

TOP INDUSTRIES

- Mining
- Food production
- Industrial equipment
- Chemicals

The mandatory minimum wage in Australia is A\$19.49 an hour, or \$13.83 USD.

PRACTICAL INFORMATION ON DOING BUSINESS IN AUSTRALIA

AUSTRALIA'S WORLDWIDE RANKING (OUT OF 190 ECONOMIES) IN...

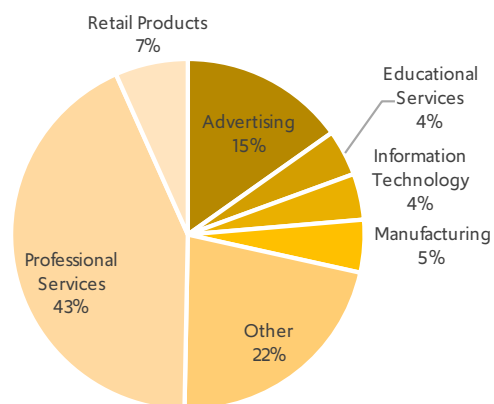
- Starting a business: #7
- Dealing with construction permits: #11
- Getting electricity: #62
- Registering property: #42
- Getting credit: #4
- Protecting minority investors: #57
- Paying taxes: #28
- Trading across borders: #106
- Enforcing contracts: #6
- Resolving insolvency: #20

KEY INFORMATION ON AUSTRALIAN WOMEN IN BUSINESS

- Female labor participation: 73%
- Female-to-male ratio for entrepreneurial activity: 0.6
- Female entrepreneurial activity out of necessity (indicating no other options are available): 18.9%
- Female entrepreneurial activity out of opportunity (indicating a growth-oriented mindset): 78.4%
- 11.2% of all Australian women entrepreneurs have a post-secondary education level or higher

INDUSTRY BREAKDOWN

Percentage of women-owned businesses per industry in Australia



WOMEN, BUSINESS AND THE LAW: KEY INDICATOR SCORES

Scores are determined by criteria defined by the World Bank regarding whether a country's legal framework prevents women from accessing certain rights, opportunities or protections. A perfect score is 100, indicating that women are not legally discriminated against and have the same rights and opportunities as men.

WORKPLACE	analyzes laws affecting women's decisions to work	100
PAY	measures laws and regulations affecting women's pay	100
ENTREPRENEURSHIP	analyzes constraints on women's starting and running businesses	100
ASSETS	considers gender differences in property and inheritance	100
OVERALL WOMEN, BUSINESS AND THE LAW SCORE 2020		96.9