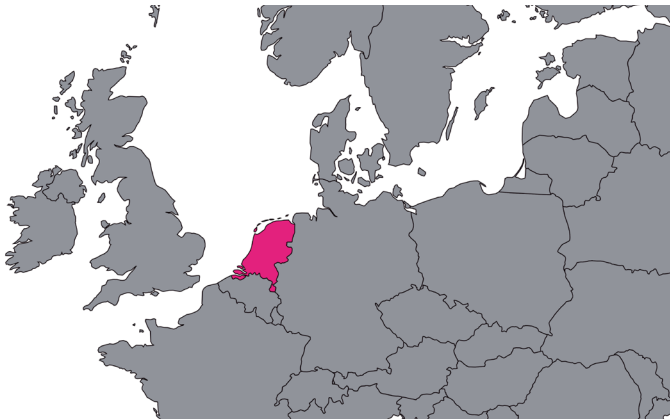




WECONNECT INTERNATIONAL ACTIVITY IN THE NETHERLANDS

July 2019 - June 2020



228

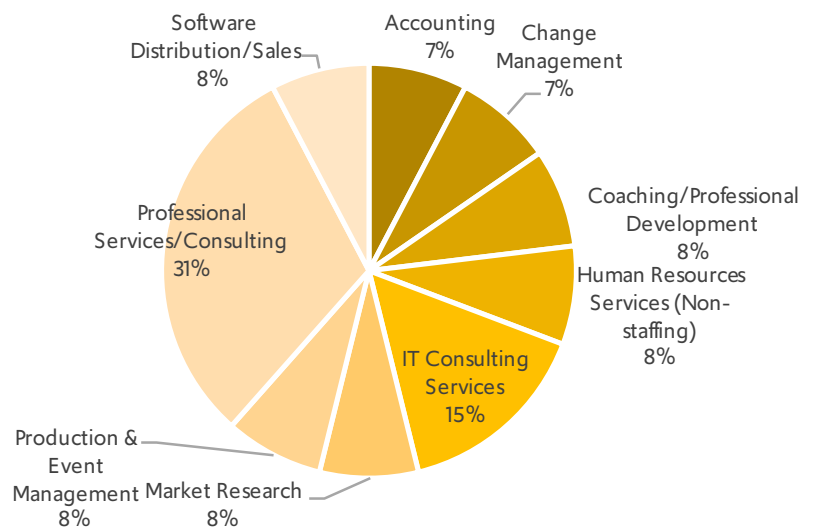
women-owned businesses
(registered or certified)

22

Facilitated connections
between women business
owners and
corporate buyers

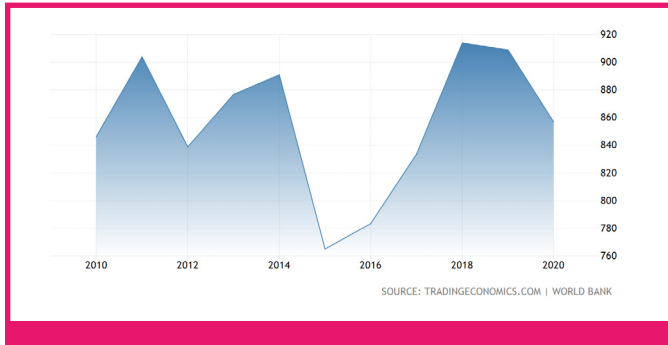
CATEGORY BREAKDOWN

By WEConnect International's
certified Dutch
women-owned businesses



KEY ECONOMIC DATA - THE NETHERLANDS

GDP (BILLION USD)



GDP PER CAPITA (PPP)

\$59,687

Annual median per capita income in 2019

13TH

Worldwide ranking of GDP per capita

The economy of the Netherlands is the 17th largest in the world measured by nominal GDP and 25th largest by purchasing power parity (PPP).

GDP GROWTH RATE (%)



42ND

in worldwide Ease of Doing Business ranking

- The Netherlands is home to 11 billionaires as of 2020 - this marks the Netherlands as the 21st largest country with billionaire population.
- The major stock exchange in the Netherlands, the Euronext Amsterdam Stock Exchange, had a market capitalization of \$4.08 trillion as of 2020

TOP EXPORTS

- Petroleum
- Broadcasting equipment
- Medicaments
- Computers

LABOR FORCE

- 9.2 million**
- Agriculture: 2.04%
 - Industry: 16%
 - Services: 81.97%

TOP INDUSTRIES

- Agriculture and food
- Creative
- Chemicals
- Energy

The mandatory minimum wage in the Netherlands is 1,680 Euros per month for workers over the age of 21, or \$1,965.77 USD. The minimum wage is adjusted twice a year.

PRACTICAL INFORMATION ON DOING BUSINESS IN THE NETHERLANDS

THE NETHERLANDS' WORLDWIDE RANKING (OUT OF 190 ECONOMIES) IN...

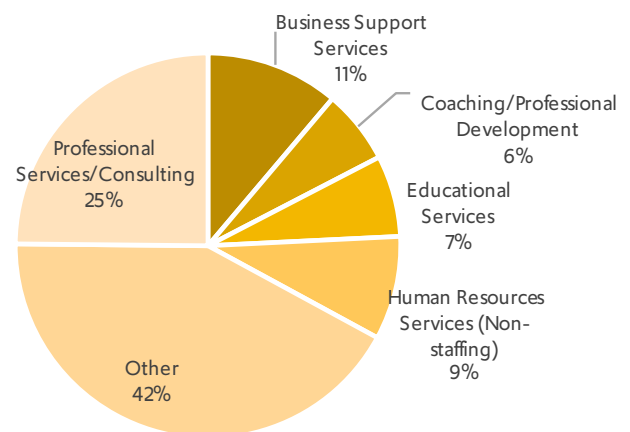
- Starting a business: #24
- Dealing with construction permits: #88
- Getting electricity: #58
- Registering property: #30
- Getting credit: #119
- Protecting minority investors: #79
- Paying taxes: #22
- Trading across borders: #1
- Enforcing contracts: #78
- Resolving insolvency: #7

KEY INFORMATION ON DUTCH WOMEN IN BUSINESS

- Female labor participation: 58%
- Female-to-male ratio for entrepreneurial activity: 0.5
- Female entrepreneurial activity out of necessity (indicating no other options are available): 9.6%
- Female entrepreneurial activity out of opportunity (indicating a growth-oriented mindset): 82.2%
- 9.4% of all Dutch women entrepreneurs have a post-secondary education level or higher

CATEGORY BREAKDOWN

Percentage of women-owned businesses per industry in the Netherlands



WOMEN, BUSINESS AND THE LAW: KEY INDICATOR SCORES

Scores are determined by criteria defined by the World Bank regarding whether a country's legal framework prevents women from accessing certain rights, opportunities or protections. A perfect score is 100, indicating that women are not legally discriminated against and have the same rights and opportunities as men.

WORKPLACE	analyzes laws affecting women's decisions to work	100
PAY	measures laws and regulations affecting women's pay	100
ENTREPRENEURSHIP	analyzes constraints on women's starting and running businesses	100
ASSETS	considers gender differences in property and inheritance	100
OVERALL WOMEN, BUSINESS AND THE LAW SCORE 2020		97.5