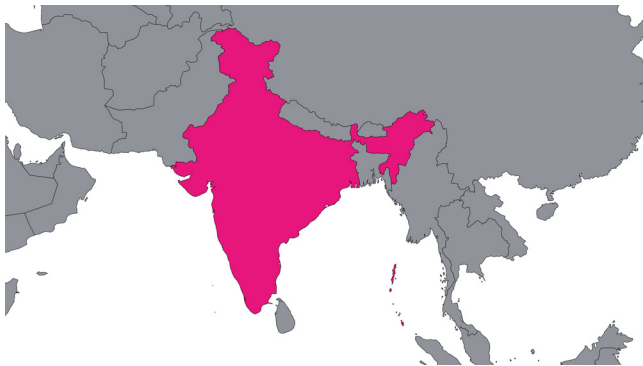


WECONNECT INTERNATIONAL ACTIVITY IN INDIA

July 2019 - June 2020



990

women-owned businesses
(registered or certified)

5

Trained women business owners in the skills and knowledge necessary to grow their business

254

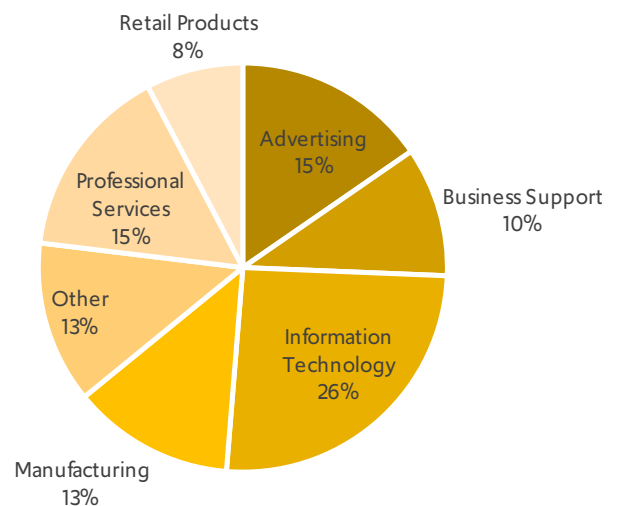
Facilitated connections between women business owners and corporate buyers

20

Facilitated connections between women business owners

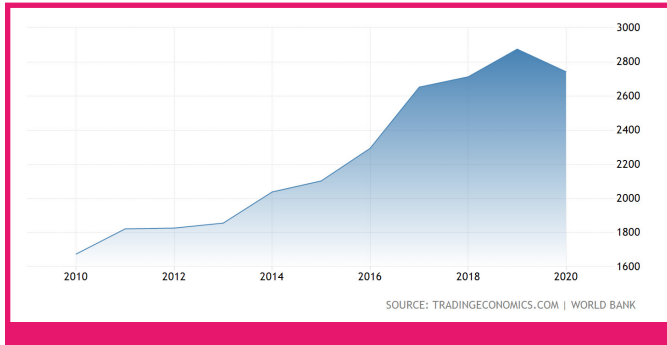
INDUSTRY BREAKDOWN

By WEConnect International's certified Indian women-owned businesses



KEY ECONOMIC DATA - INDIA

GDP (BILLION USD)



GDP PER CAPITA (PPP)

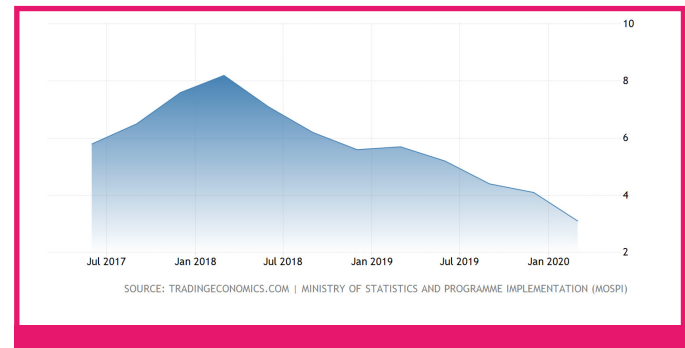
\$7,034

126TH

Worldwide ranking of GDP per capita

The economy of India is the 5th largest in the world measured by nominal GDP and 3rd largest by purchasing power parity (PPP).

GDP GROWTH RATE (%)



63RD

in worldwide Ease of Doing Business ranking

- India is home to 102 billionaires as of 2020 - this marks India as the 4th largest country by billionaire population
- India's major stock exchange, the National Stock Exchange of India, had a market capitalization of \$2.27 trillion as of 2020

TOP EXPORTS

- Refined petroleum
- Diamonds
- Medicaments
- Jewelry

LABOR FORCE

- 494 million**
- Agriculture: 42%
 - Industry: 26%
 - Services: 32%

TOP INDUSTRIES

- Textiles
- Chemicals
- Food processing, tea, sugar
- IT and electronics

While India has a national minimum wage, 176 Indian rupees per day or \$2.35 USD, local authorities can set their own lower minimum wage.

PRACTICAL INFORMATION ON DOING BUSINESS IN INDIA

INDIA'S WORLDWIDE RANKING (OUT OF 190 ECONOMIES) IN...

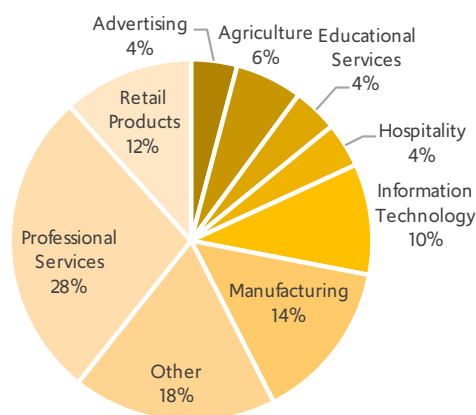
- Starting a business: #136
- Dealing with construction permits: #27
- Getting electricity: #22
- Registering property: #154
- Getting credit: #25
- Protecting minority investors: #13
- Paying taxes: #115
- Trading across borders: #68
- Enforcing contracts: #163
- Resolving insolvency: #52

KEY INFORMATION ON INDIAN WOMEN IN BUSINESS

- Female labor participation: 21%
- Female-to-male ratio for entrepreneurial activity: 0.6
- Female entrepreneurial activity out of necessity (indicating no other options are available): 49.7%
- Female entrepreneurial activity out of opportunity (indicating a growth-oriented mindset): 40.1%
- 71% of all Indian women entrepreneurs have a post-secondary education level or higher

INDUSTRY BREAKDOWN

Percentage of women-owned businesses per industry in India



WOMEN, BUSINESS AND THE LAW: KEY INDICATOR SCORES

Scores are determined by criteria defined by the World Bank regarding whether a country's legal framework prevents women from accessing certain rights, opportunities or protections. A perfect score is 100, indicating that women are not legally discriminated against and have the same rights and opportunities as men.

WORKPLACE	analyzes laws affecting women's decisions to work	100
PAY	measures laws and regulations affecting women's pay	25
ENTREPRENEURSHIP	analyzes constraints on women's starting and running businesses	75
ASSETS	considers gender differences in property and inheritance	80
OVERALL WOMEN, BUSINESS AND THE LAW SCORE 2020		74.4