

# WECONNECT INTERNATIONAL ACTIVITY IN INDONESIA

July 2019 - June 2020



**148**

women-owned businesses  
(registered or certified)

**100**

Trained women business owners in the skills and knowledge necessary to grow their business

**285**

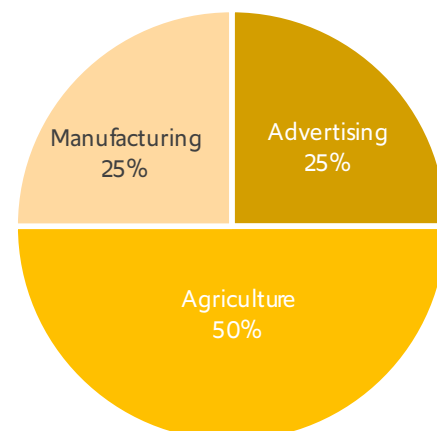
Facilitated connections between women business owners and corporate buyers

**1,658**

Facilitated connections between women business owners

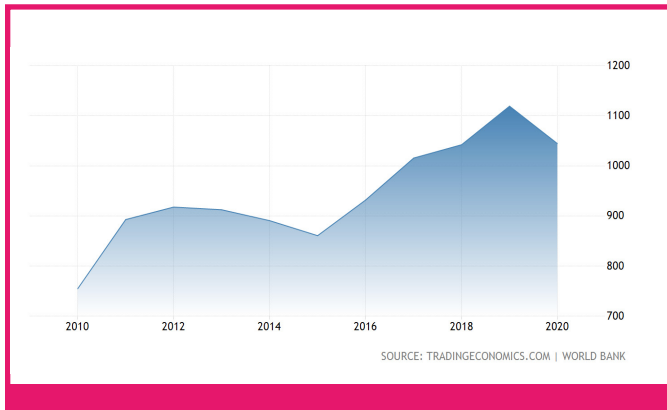
## INDUSTRY BREAKDOWN

By WEConnect International's certified Indonesian women-owned businesses



# KEY ECONOMIC DATA - INDONESIA

## GDP (BILLION USD)



## GDP PER CAPITA (PPP)

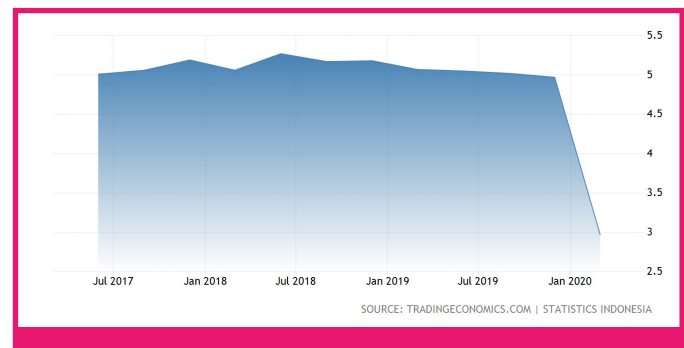
**\$12,302**

**103<sup>RD</sup>**

Worldwide ranking of GDP per capita

The economy of Indonesia is the 16th largest in the world measured by nominal GDP and 7th largest by purchasing power parity (PPP).

## GDP GROWTH RATE (%)



**73<sup>RD</sup>**

in worldwide Ease of Doing Business ranking

- Indonesia is home to 15 billionaires as of 2020 - this marks Indonesia as the 19th largest country by billionaire population
- Indonesia's major stock exchange, the Indonesia Stock Exchange, had a market capitalization of \$366.62 billion as of 2020

## TOP EXPORTS

- Coal
- Oil
- Petroleum gas
- Rubber

## LABOR FORCE

- 134.8 million**
- Agriculture: 28.64%
  - Industry: 22.45%
  - Services: 48.91%

## TOP INDUSTRIES

- Agriculture
- Oil and gas manufacturing
- textiles and apparel
- mining

The mandatory minimum wage for workers in Indonesia varies by province, district, and sector but ranges from rupiah 1.7 million - rupiah 4.3 million per month, or \$121 to \$303 USD per month..

# PRACTICAL INFORMATION ON DOING BUSINESS IN INDONESIA

## INDONESIA'S WORLDWIDE RANKING (OUT OF 190 ECONOMIES) IN...

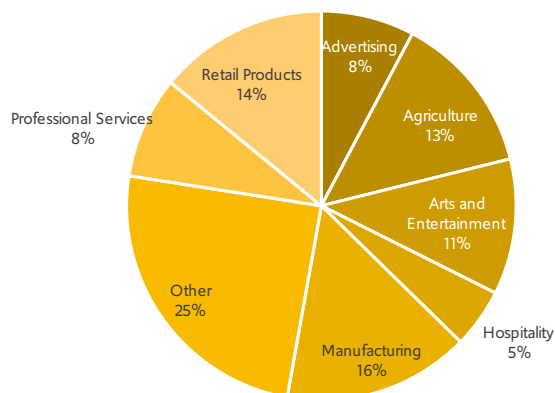
- Starting a business: #140
- Dealing with construction permits: #110
- Getting electricity: #33
- Registering property: #106
- Getting credit: #48
- Protecting minority investors: #37
- Paying taxes: #81
- Trading across borders: #116
- Enforcing contracts: #139
- Resolving insolvency: #38

## KEY INFORMATION ON INDONESIAN WOMEN IN BUSINESS

- Female labor participation: 55%
- Female-to-male ratio for entrepreneurial activity: 1.0
- Female entrepreneurial activity out of necessity (indicating no other options are available): 28%
- Female entrepreneurial activity out of opportunity (indicating a growth-oriented mindset): 70.6%
- 11.9% of all Indonesian women entrepreneurs have a post-secondary education level or higher

## INDUSTRY BREAKDOWN

Percentage of women-owned businesses per industry in Indonesia



## WOMEN, BUSINESS AND THE LAW: KEY INDICATOR SCORES

Scores are determined by criteria defined by the World Bank regarding whether a country's legal framework prevents women from accessing certain rights, opportunities or protections. A perfect score is 100, indicating that women are not legally discriminated against and have the same rights and opportunities as men.

<b>WORKPLACE</b>	analyzes laws affecting women's decisions to work	50
<b>PAY</b>	measures laws and regulations affecting women's pay	75
<b>ENTREPRENEURSHIP</b>	analyzes constraints on women's starting and running businesses	75
<b>ASSETS</b>	considers gender differences in property and inheritance	60
<b>OVERALL WOMEN, BUSINESS AND THE LAW SCORE 2020</b>		<b>64.6</b>