

# WECONNECT INTERNATIONAL ACTIVITY IN CHILE

July 2019 - June 2020



**658**

women-owned businesses  
(registered or certified)

**72**

Trained women business owners in the skills and knowledge necessary to grow their business

**185**

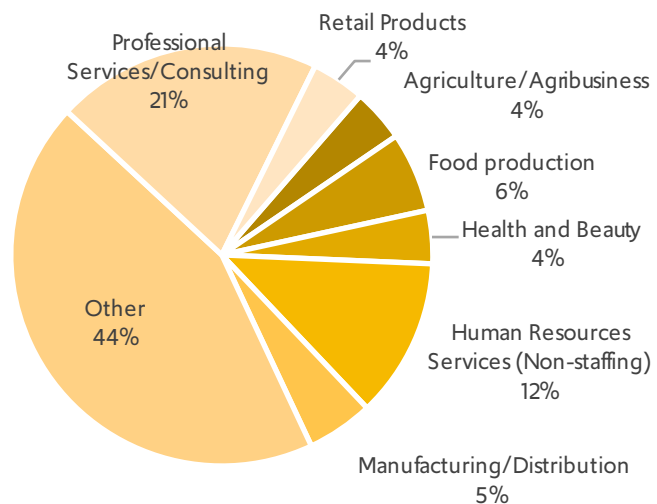
Facilitated connections between women business owners and corporate buyers

**729**

Facilitated connections between women business owners

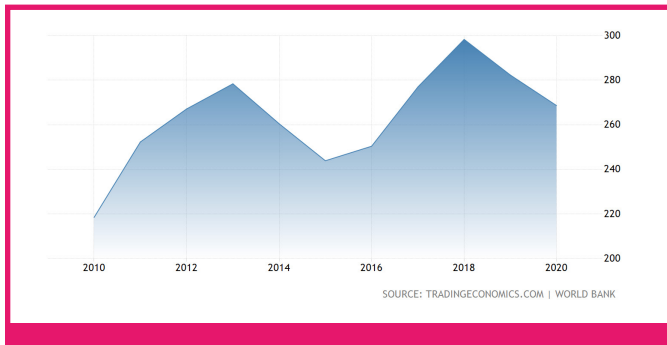
## CATEGORY BREAKDOWN

By WEConnect International's certified Chilean women-owned businesses



# KEY ECONOMIC DATA - CHILE

## GDP (BILLION USD)



## GDP PER CAPITA (PPP)

**\$25,155**

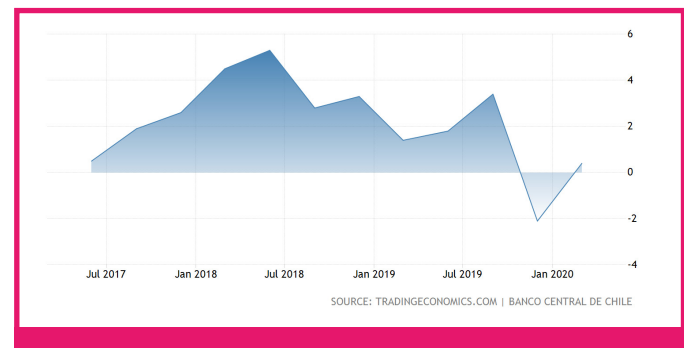
Annual median per capita income in 2019

**57<sup>TH</sup>**

Worldwide ranking of GDP per capita

The economy of Chile is the 41st largest in the world measured by nominal GDP and 43rd largest by purchasing power parity (PPP).

## GDP GROWTH RATE (%)



**59<sup>TH</sup>**

in worldwide Ease of Doing Business ranking

- Chile is home to 7 billionaires as of 2020 - this marks Chile as the 24th largest country with billionaire population
- Chile's major stock exchange, the Santiago Stock Exchange, had a market capitalization of \$151.3 billion as of 2020

## TOP EXPORTS

- Copper
- Fish
- Sulfate chemical woodpulp
- Wine

## LABOR FORCE

**9.6 million**

- Agriculture: 9%
- Industry: 22.15%
- Services: 68.85%

## TOP INDUSTRIES

- Copper
- Lithium and other minerals
- Fish processing
- Iron and steel

The mandatory minimum wage in Chile is 320,500 Chilean pesos per month, or \$413.98 USD.

# PRACTICAL INFORMATION ON DOING BUSINESS IN CHILE

## CHILE'S WORLDWIDE RANKING (OUT OF 190 ECONOMIES) IN...

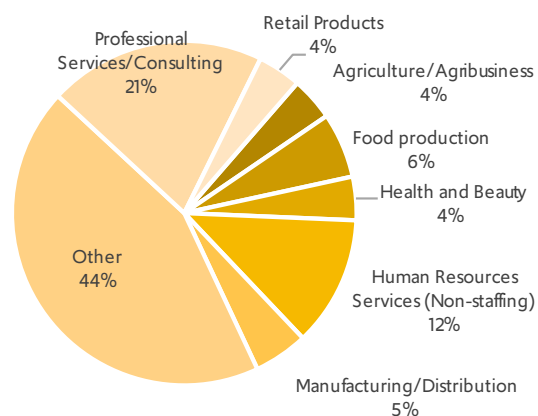
- Starting a business: #57
- Dealing with construction permits: #41
- Getting electricity: #39
- Registering property: #63
- Getting credit: #94
- Protecting minority investors: #51
- Paying taxes: #86
- Trading across borders: #73
- Enforcing contracts: #54
- Resolving insolvency: #53

## KEY INFORMATION ON CHILEAN WOMEN IN BUSINESS

- Female labor participation: 52%
- Female-to-male ratio for entrepreneurial activity: 0.7
- Female entrepreneurial activity out of necessity (indicating no other options are available): 30.6%
- Female entrepreneurial activity out of opportunity (indicating a growth-oriented mindset): 66.5%
- 22.1% of all Chilean women entrepreneurs have a post-secondary education level or higher

## CATEGORY BREAKDOWN

Percentage of women-owned businesses per industry in Chile



## WOMEN, BUSINESS AND THE LAW: KEY INDICATOR SCORES

Scores are determined by criteria defined by the World Bank regarding whether a country's legal framework prevents women from accessing certain rights, opportunities or protections. A perfect score is 100, indicating that women are not legally discriminated against and have the same rights and opportunities as men.

<b>WORKPLACE</b>	analyzes laws affecting women's decisions to work	75
<b>PAY</b>	measures laws and regulations affecting women's pay	75
<b>ENTREPRENEURSHIP</b>	analyzes constraints on women's starting and running businesses	75
<b>ASSETS</b>	considers gender differences in property and inheritance	60
<b>OVERALL WOMEN, BUSINESS AND THE LAW SCORE 2020</b>		<b>77.5</b>