

WECONNECT INTERNATIONAL ACTIVITY IN SWITZERLAND

July 2019 - June 2020



98

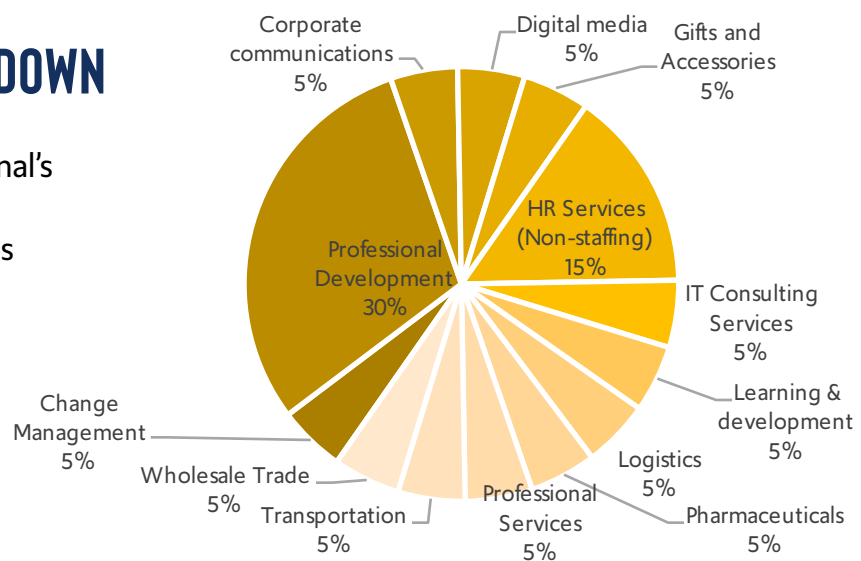
women-owned businesses
(registered or certified)

45

Facilitated connections
between women business
owners and
corporate buyers

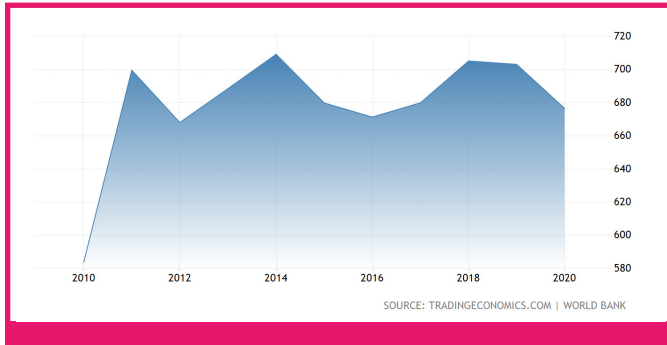
CATEGORY BREAKDOWN

By WEConnect International's
certified Swiss
women-owned businesses



KEY ECONOMIC DATA - SWITZERLAND

GDP (BILLION USD)



GDP PER CAPITA (PPP)

\$70,989

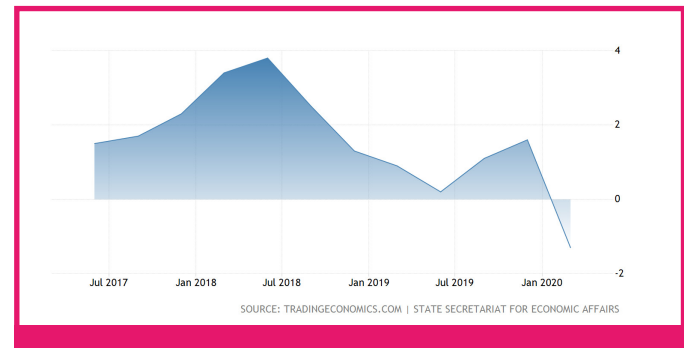
Annual median per capita income in 2019

5TH

Worldwide ranking of GDP per capita

The economy of Switzerland is the 20th largest in the world measured by nominal GDP and 36th largest by purchasing power parity (PPP).

GDP GROWTH RATE (%)



36TH

in worldwide Ease of Doing Business ranking

- Switzerland is home to 35 billionaires as of 2020 - this marks Switzerland as the 11th largest country with billionaire population
- Switzerland's major stock exchange, the Swiss Stock Exchange, had a market capitalization of \$1.71 trillion as of 2020

TOP EXPORTS

- Gold
- Medicaments
- Jewelry

LABOR FORCE

- 4.98 million**
- Agriculture: 3%
 - Industry: 20%
 - Services: 77%

TOP INDUSTRIES

- Machinery
- Chemicals
- Finance
- Pharmaceuticals

Switzerland has no national minimum wage.

PRACTICAL INFORMATION ON DOING BUSINESS IN SWITZERLAND

SWITZERLAND'S WORLDWIDE RANKING (OUT OF 190 ECONOMIES) IN...

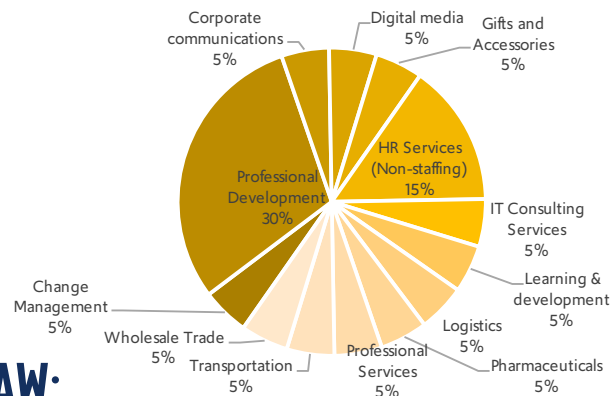
- Starting a business: #81
- Dealing with construction permits: #71
- Getting electricity: #13
- Registering property: #18
- Getting credit: #67
- Protecting minority investors: #105
- Paying taxes: #20
- Trading across borders: #26
- Enforcing contracts: #57
- Resolving insolvency: #49

KEY INFORMATION ON SWISS WOMEN IN BUSINESS

- Female labor participation: 63%
- Female-to-male ratio for entrepreneurial activity: 0.5
- Female entrepreneurial activity out of necessity (indicating no other options are available): 11.4%
- Female entrepreneurial activity out of opportunity (indicating a growth-oriented mindset): 86.4%
- 8.9% of all Swiss women entrepreneurs have a post-secondary education level or higher

CATEGORY BREAKDOWN

Percentage of women-owned businesses per industry in Switzerland



WOMEN, BUSINESS AND THE LAW: KEY INDICATOR SCORES

Scores are determined by criteria defined by the World Bank regarding whether a country's legal framework prevents women from accessing certain rights, opportunities or protections. A perfect score is 100, indicating that women are not legally discriminated against and have the same rights and opportunities as men.

WORKPLACE	analyzes laws affecting women's decisions to work	100
PAY	measures laws and regulations affecting women's pay	100
ENTREPRENEURSHIP	analyzes constraints on women's starting and running businesses	75
ASSETS	considers gender differences in property and inheritance	100
OVERALL WOMEN, BUSINESS AND THE LAW SCORE 2020		85.6